


RATIO CONTROLLERS

MODEL RCV

NPR085

Approvals: UL, ULC

- Water Pressure Sensing Port For Use In Balanced Pressure Systems
- Flow Range As Low As 30 GPM
- Bronze And Stainless Steel Construction
- Seawater Compatible
- Flow Range 60 - 180 GPM
- Simple/Reliable/No Moving Parts



Description

The Model RCV Ratio Controller is a grooved style proportioning device, which is designed to inject foam concentrate into the water supply piping. It is compatible with all types of foam fire protection systems, and proportions all types of foam concentrates over their entire flow range without manual adjustments, regardless of pressure.

The ratio controller consists of three main components: the water orifice jet at the inlet of the ratio controller; the foam concentrate metering orifice located in the foam concentrate inlet; and the throat or receiver located downstream of the water jet. The principle of operation is based on the

use of a modified venturi proportioner commonly called a ratio controller. As water flows through the water jet, it creates a reduced pressure area between the jet and the receiver. This reduction in pressure creates a pressure differential across the foam concentrate metering orifice, causing the foam concentrate to flow into the low-pressure area. The foam concentrate is then drawn out of the low-pressure area and mixed with the water supply as it enters the receiver. As the water flow through the ratio controller jet increases, the pressure reduction increases, thereby creating a corresponding higher pressure differential across the foam concentrate metering orifice. This increase in pressure differential results in an

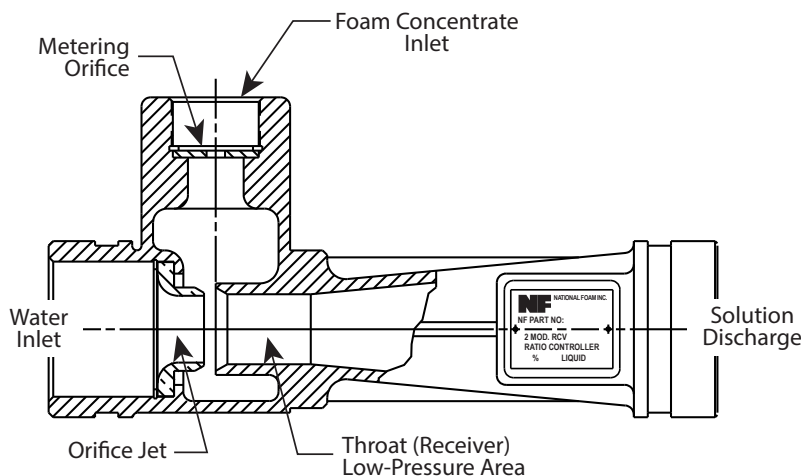
increase in the foam concentrate flow, which is proportionate to the water flow through the ratio controller. Proper proportioning is achieved simply by maintaining identical water and foam concentrate pressures at the respective inlets of the ratio controller.

Features

- The integral water sensing port can be used for sensing water pressure and/or supplying water to water powered ball valves or other water operated control devices.
- Recovery section minimizes pressure loss through proportioner and reduces length of straight pipe required after the controller.
- Available in 1%, 3%, or 6% injection models for specific foam concentrate proportioning needs, or a metering valve model for variable proportioning.
- May be installed in any position for versatility of system design.
- Compatible with either fresh or salt water, as well as with all types of foam concentrates.

Applications

Ratio controllers are commonly used in bladder tank and in-line balanced pressure proportioning systems for aircraft hangars, loading racks, and sprinkler systems, as well as in marine applications, such as shipboard systems, docks, and offshore platforms.



RATIO CONTROLLERS

MODEL RCV

NPR085

Technical Specifications

The ratio controller (RCV) shall be grooved style and shall be designed to be mounted in schedule 40 pipe of the same nominal size as the RCV. Body shall be ASTM-B-584 alloy #83600 cast bronze (85-5-5-5) with 300 series stainless steel hardware and shall be rated for a working pressure of 250 psi (17 bar). The ratio controller shall be hydrostatically tested to 375 psi (25.8 bar). The ratio controller shall incorporate a recovery section to minimize the pressure loss through the proportioner and reduce the straight pipe length required after the

controller. A 1/4" (6.35 mm) female NPT port for sensing water pressure at the inlet to the ratio controller water orifice shall be incorporated into the casting. Each ratio controller shall automatically proportion over the range indicated on flow range chart without any manual adjustment. The foam concentrate inlet shall be female NPT and shall contain a foam concentrate metering orifice, which will proportion within the following proportioning tolerances:

Nominal Rate	Tolerance Range
1%	1% - 1.3%
3%	3% - 3.9%
6%	6% - 7%

Approvals and Listings

- UL Listed
- ULC Listed

Materials of Construction

Body: ASTM-B-584 alloy #83600 cast bronze (85-5-5-5) and 300 series stainless steel

Finish: Standard brass finish as cast - No paint

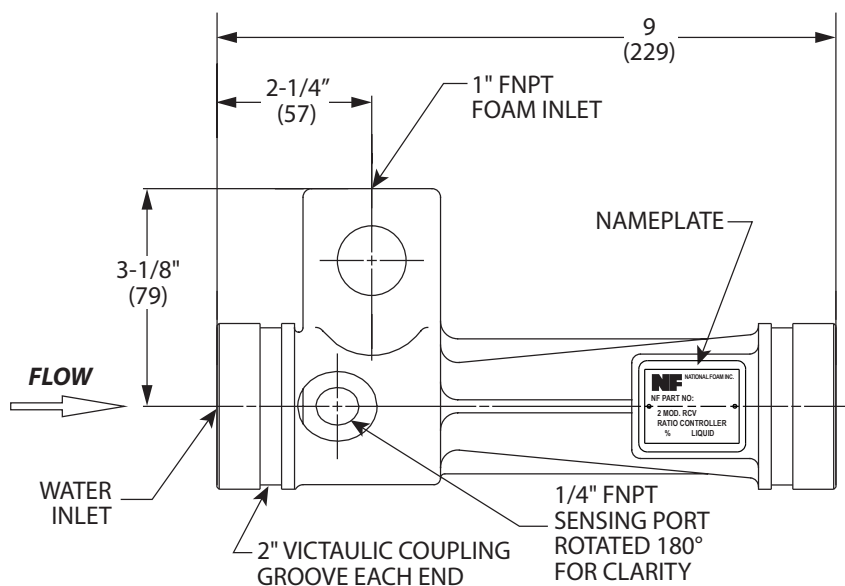
Options

Variable proportioning metering valve

RATIO CONTROLLER FLOW RANGE

*Standard Flow Range gpm (lpm)	*Bladder Tank with AR-AFFF and AR-Synthetic gpm (lpm)
25-260 (95-984)	60-260 (227-984)

*Represents the overall flow range for all foam concentrates listed with respective ratio controller. Refer to UL directory for specific flow range for each foam concentrate.



Notes:

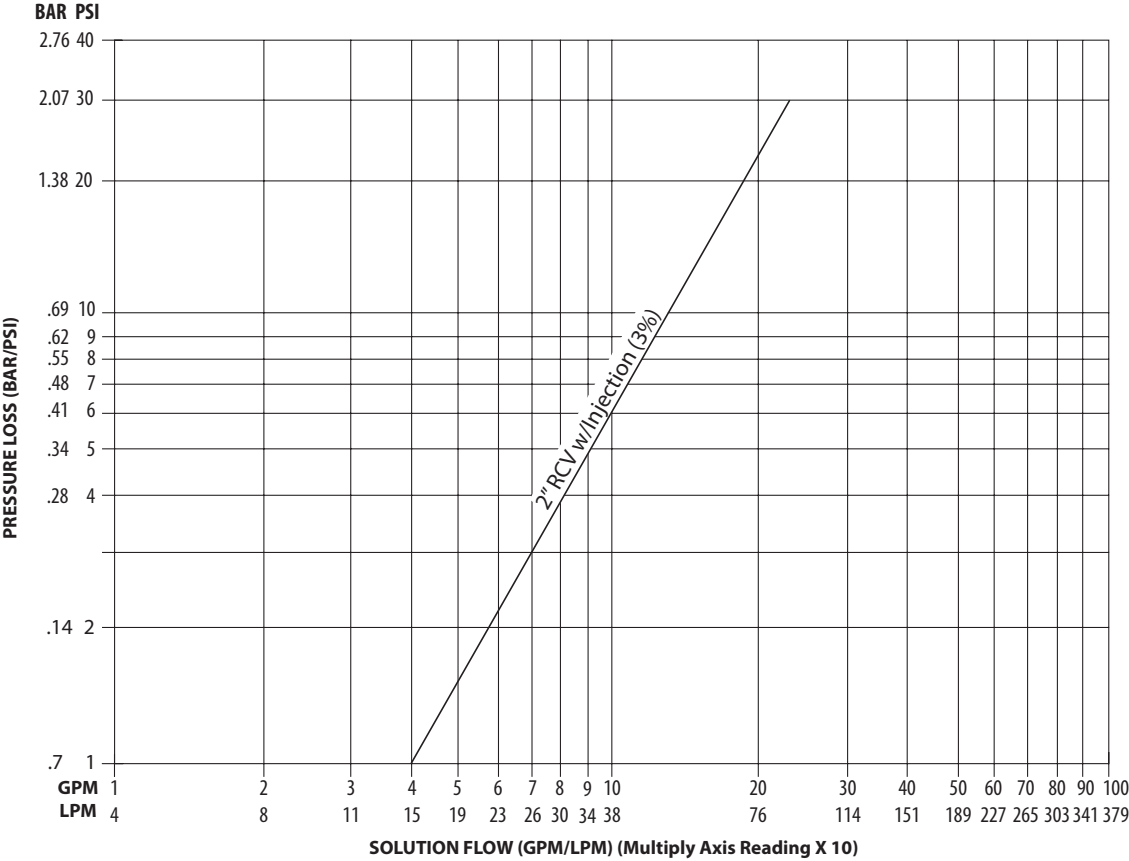
1. 1%, 3%, or 6% proportioning and type of foam concentrate to be specified by customer.
2. A minimum of 5 pipe diameters of straight unobstructed pipe are required upstream and downstream of each ratio controller.
3. Provisions shall be made in piping for removal of ratio controller for maintenance.
4. The solution and foam concentrate piping to the ratio controller must be adequately supported so that no strain is imposed on the proportioner body.

RATIO CONTROLLERS

MODEL RCV

NPR085

RATIO CONTROLLER FOR BALANCED PRESSURE (BACK PRESSURE CONTROL) PROPORTIONERS PRESSURE LOSS PERFORMANCE DATA



ORDERING INFORMATION						
Size	Model	% Injection	Foam Concentrate	Part Number	Weight lb (kg)	Approx. Shipping Cube ft ³ (m ³)
2"	RCV	1%	AFFF	1233-7959-8	5 (2)	0.01 (0.001)
2"	RCV	3%	P/A/U	1233-7959-6	5 (2)	0.01 (0.001)
2"	RCV	3%	UG	1233-7958-4	5 (2)	0.01 (0.001)
2"	RCV	6%	UCG-6	1233-7958-1	5 (2)	0.01 (0.001)
2"	RCV	6%	AFFF	1233-7970-1	5 (2)	0.01 (0.001)
2"	RCV	3%	UGRN	1233-7957-8	5 (2)	0.01 (0.001)
2"	RCV	6%	UGRN	1233-7957-6	5 (2)	0.01 (0.001)

* Ratio controller supplied without metering orifice installed. Optional accessory metering orifice must be purchased separately.

Note:

UGR = Universal Green
UG = Universal Gold

AFFF = Aqueous Film Forming Foam
P = Protein/Fluoroprotein

UCG-6 = Universal Coast Guard

RATIO CONTROLLERS

MODEL RCV

NPR085

National Foam

350 East Union Street, West Chester, PA 19382, USA
24hr **RED ALERT**® : 610-363-1400 • Fax: 610-431-7084

www.nationalfoam.com

National Foam operates a continuous program of product development. The right is therefore reserved to modify any specification without prior notice and National Foam should be contacted to ensure that the current issues of all technical data sheets are used.

© National Foam